

Woltman Silver Turbo

Model WSTsb (Bayonet) - Water Meter

The Woltman Silver Turbo - WSTsb implements advanced methods and technologies in order to present a top of the line product. New with Bayonet configuration.



Applications

Water supply networks, agricultural applications and industrial use

Available Sizes

2" - 12" (50mm - 300mm)

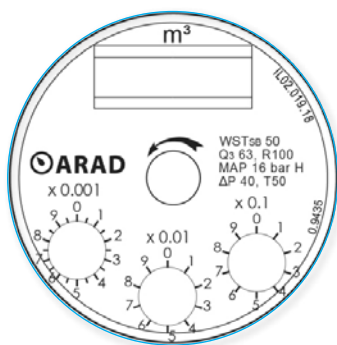
Standards

- MID 2014/32/EU (based on OIML R49:2013 and ISO 4064:2014)
- WRAS
- AS4020- AWQC
- NMI M-10
- AS4747
- NSF372, NSF61

Special Features

The Woltman Silver Turbo (WSTsb) offers the following:

- The WSTsb has wide measuring rate that enables to serve in broaden applications and in extreme situations (low flows an high flows)
- No sensitivity to working conditions like vibrations
- No sensitivity to humidity conditions (even if dry chamber is full of water)
- The worm assy is in a separate kit, which enable easy replacement if necessary
- Resistance - Bearings and materials used in the WSTsb have been proved to ensure long life expectancy
- Magnetic Coupling - The WSTsb, like its predecessor, the Woltman Turbo meter - has a unique measuring unit, in which only one moving element in contact with water, and has repelling magnets installed in the impeller and the transmitting gear, instead of the attracting magnets installed in the WT
- Compatibility - The WSTsb is also available with EV, EF, Dialog 3G, Electronical Register (ER), Optical Encoder etc.



WSTsb type dial

Technical Specifications

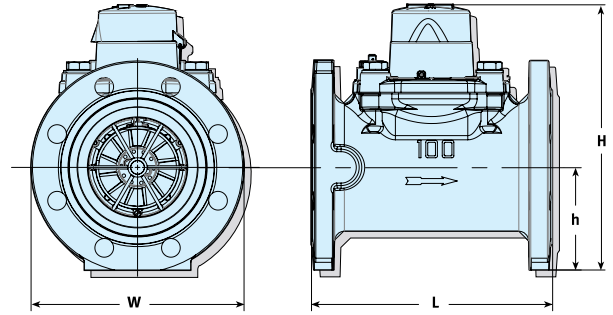
Maximum Working Pressure	Standard - 16 bar
Maximum Liquid Temperature	50°C
Body	Cast iron, polyester coated, Optional - bronze (AWWA std.)
Connection	Flanges according to ISO, BS 10, ANSI 150 or others
Register	IP68

Woltman Silver Turbo

Model WSTsb (Bayonet) - Water Meter

Dimensions

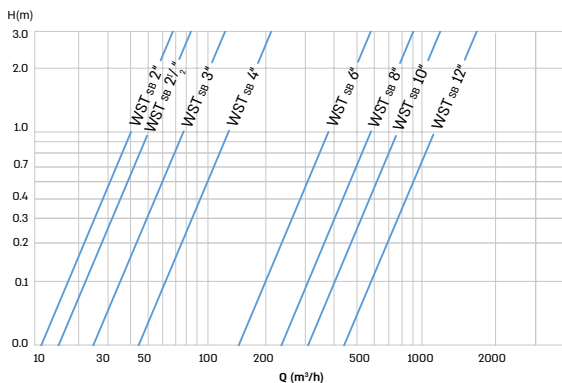
Model		WST sb							
Nominal size	(mm)	50	65	80	100	150	200	250	300
	(inch)	2	2 1/2	3	4	6	8	10	12
L – Length (mm)		200	200	230	250	300	350	450	500
W – Width (mm)		165	185	200	220	283	340	406	489
H – Height (mm)		239	254	259	275	344	377	463	505
h – Height (mm)		70	84	90	106	130	158	258	330
Weight (kg)		12.5	15	15.5	19	35.5	41	80	95



Performance data

Model WSTsb		Q4	Q3	Q2	Q1	Starting Flow	Maximum register capacity	R Value	Smallest readable unit	*Accuracy between Q4 & Q2*	*Accuracy between Q2 & Q1*
Nominal size		Maximum Flowrate (m³/h)	Nominal Flowrate (m³/h)	Transitional Flowrate (m³/h)	Minimum Flowrate (m³/h)	(m³/h)	(m³)		(liter)		
(mm)	(inch)										
50	2	78.75	63	1.01	0.63	0.15	10 ⁶	100	0.5	±2%	±5%
65	2 ½	78.75	63	1.01	0.63	0.15	10 ⁶	100	0.5		
80	3	125	100	1.6	1	0.25	10 ⁶	100	0.5		
100	4	200	160	2.56	1.6	0.3	10 ⁷ /10 ⁶	100	5		
150	6	312.5	250	4	2.5	0.8	10 ⁷ /10 ⁶	100	5		
200	8	787.5	630	20.16	12.6	2	10 ⁸	50	50		
250	10	1250	1000	32	20	3	10 ⁸	50	50		
300	12	1250	1000	32	20	4	10 ⁸	50	50		

Head Loss Curve



Installation Requirements

- The meter must be installed in horizontal position dial face up.
- The meter shall be full of water while operating.
- Prior to installation of a meter, the pipeline shall be thoroughly flushed.
- Requirements for straight pipe section: U5/ D3.